



"STICKY FINGERS"

Magazine.



Worlds first Cell Phone...

CONTENTS

- 1-3, Norfolk Nerd.
- 3, Milton Keynes (Model Kraft 06).
- 4, Bit of a Giggle.
- 5-7, Peters Prattling.
- 7, Making Sparkplug Boots.
- 8-9, Januarys Competition Results.
- 9, Using Clear Thermoform.
- 9, Remember.
- 10, Januarys Results & Present Positions.

Club Secretary: Peter Bagshaw.
Competition Secretary: Robin Bellamy.
Editor: Daniel Alvisse.

Norfolk Nerd

At the time of writing this it's a beautiful sunny day outside and spring is just around the corner. Which brings me to that time of year for Southern Expo. It's had a rest for two years but now its back, to stay we hope.

A few weeks ago Er' indoors had a one day counselling course to do in a place called Beccles so I duly went with here.

Now I say that I went with her to keep her company on the journey and to buy her a mid day meal. The fact that it was only 20 minutes drive from there to Oulton Broad the home of Hannants is purely coincidental.

I spent a happy two hours wandering around looking in boxes and the shelves. But I must have chosen the coldest day to go as it was absolutely freezing in there, definitely icicles on the nose job. Still I did manage to come away with a few gems.

Landship building tips

Painting tracks

Start by painting the whole track Rust colour. After that has dried, dry brush the track heavily with a metal colour, say Gun Metal. After that has dried, give the track a black wash, to enhance the deep parts. Finally, give the track a very light dry brush with silver, to pick out individual details, and simulate recent wear.

Attaching tracks

The flexible tracks that come in the small scale AFV kits nowadays are better than the old, Airfix type but they still can be something of a bother. If push comes to shove, try either to stitch them together with sewing thread, or use staples, from a stapling machine.

Dirtying tracks

A simple way to get your tracks dirty, is first to make a batch of dry, 1:72 scale earth. (using a mix of grounded earth-tone Pastels and a pinch of static grass.) Then dab white glue onto the parts of the tracks that you want to make a mess with. (Perhaps to hide part of a copper staple...) then press the Earth mix against it. And that's it.

Teeth for Drive Sprockets

A simple source for drive sprocket teeth is plastic eating knives, the disposable kind with a serrated edge. It can be helpful, however, if you attach the knife to a piece of masking tape, before the cutting begins, some of the tiny teeth won't just fly away. (This tip applies also to cutting loose small Photo Etched parts.)

Painting Machine Guns

It's best first to paint the whole gun matt black, and then dry brush it with gun metal. The final touch is to polish it with ground graphite, from a pencil, giving it a nice metal sheen.

Decals

There are not many decals for 1:72-76 scale AFV:s to be found, outside the kit boxes. And whatever there is, is mainly WW2-stuff. But just a small tip: AL.BY, the French firm that produces probably the best resin kits around, do a decal sheet for French AFV:s 1939-40 (No. D701), that is very useful for doing WW1 French (and US) AFV:s as well.

TRUE STORYBELIEVE ME

From the state of Texas in America where drinking and driving is considered a sport, comes a true story.

Recently a routine police patrol parked outside a local bar. Late in the evening the officer noticed a man leaving the bar so intoxicated that he could hardly walk.

The man stumbled around the parking lot for a few minutes with the officer quietly observing him. After what seemed an eternity and trying his keys in five different cars, the man finally found his own car, into which he fell.

He was there a few minutes as a number of other patrons left the bar and drove off. Finally he started the car, switched the wipers on and off even though it was a dry night, flicked the hazard lights on and off, tooted the horn and then switched the lights on. He moved the vehicle forward a few inches, reversed a little and then remained stationary for a few more minutes as more patrons left in their vehicles. At last he pulled out of the parking lot and started to drive slowly down the street.

The police officer, having patiently waited all this time, now started up his patrol car, put on the flashing lights, and promptly pulled the man over and carried out a breathalyser test. To his amazement the breathalyser indicated no evidence of the man having consumed alcohol at all.

Dumbfounded the officer said "I'll have to ask you to accompany me to the Police station. This breathalyser must be broken". "I doubt it" said the man, "Tonight I'm the designated decoy"

Aircraft Modelers	
Weirdness scale:	3
Creativity scale:	5
Nerd Scale:	3
Anal Retention Scale:	8
Prima Dona Scale:	10

Aircraft modelers are, for the most part, part of all of our common ancestry. Everyone has built a model airplane, therefore, we must respect the aircraft modelers and hold them in high esteem, right?WRONG! I have never before, in my life, met a snottier group of people obsessed with their own egotistical self importance. Yes, your semi-scratchbuilt and fully riveted 1/24 North American P-51D Mustang wearing custom 4th Fighter Group decals is beautiful, but you, my friend, need a life and a shower. I guess it's due to their sheer numbers that we encounter the most idiosyncrasies. Aircraft modelers tend to be far more nit-picky, and are comparable to armour builders when it comes to abstract details.... "Uhhh, that little bit of plastic you have on the cockpit dash looks like a Revi 14 reflector gunsight, and since this is an incorrectly painted 1/72 Bf-109G-6, (and remember, it's Bf for Bayerische Flugzeugwerke, not Me for Messerschmitt) from III/JG2 in October of 1943, it should be a Revi 12 gunsight, not that one. Just thought you'd like to know"

Did someone pee in your breakfast cereal this morning? Are you that anal retentive that you needed to tell me that? Would it bother you for the remainder of the day if I didn't know, or are you simply studying to be a master mutant? Aircraft modelers also go through the most trouble to get their models perfect, because lets face it, they have to be perfect, because all aircraft modelers are experts, at least in their own minds.

I've seen aircraft modellers take a 30 year old kit, sand off all the detail, re-scribe panel lines in the entire aircraft, vacform a new canopy, buy aftermarket parts, decals, photoetch, and build an absolutely stunning model...only to have his aircraft buddies pounce on it like an unlucky emu in a river full of piranha.

(Editor's note: I actually got an email from an armour modeler informing me that Emu are not native to the Amazon basin, where piranha reside, and I should have known better. I rest my case about armour modelers)

Tattered and torn and ego bruised, the aircraft modeler consoles himself by spending far too much money on yet another conversion kit, "This conversion kit from Outrageously Expensive Resin converts the F-16 heads up display from a b40/42 into b50/52, and you get 2 PE parts, 2 resin parts and detailed instructions. What a bargain!!" Hey rocket-boy, the conversion kit costs four times the original box kit. I guess, that since aircraft models are our common ancestors, that we should show some respect...but then again, why bother???

Car Modellers	
Weirdness scale:	6
Creativity scale:	5
Nerd Scale:	1
Anal Retention Scale:	5
Prima Dona Scale :	8

Car modellers are a diverse group. They come from a variety of social classes, yet they share a common theme, their models have 4 wheels. It basically ends there.

Car Modellers are the epitome of the 'Good Ole Boys' of modeling. These are guys that proudly pass gas in public and drink beer, drive 4x4's. They're God-fearin' folks who like Elvis, guns and dogs. "Formula One is a bunch a' sissy foreigners driving wannabe Indy cars, and I'll take ya outside an' prove it to ya with a good whoopin!" Car modellers aren't afraid to put a Viagra logo, or Carrot-Top, or a Scooby-Doo on their car models. And just like their actual driving counterparts, modellers acknowledge their models in a similar manner. "Well Bob, ya know, I applied the first coat of primer to my Rousch-Viagra-Pfizer-Rubbermaid-Trojan-Sharpie Taurus, and it was running great coming out of the spray booth, then we ran into some trouble on the back stretch there after some sanding, things got a little messed up when I tripped over the cat. Well, I got up into the high side of the shop and got into the loose stuff and just lost it, there was not much I could, the car went into the wall, and we busted things up pretty good."

Hot Rodders fall into the middle of the car-modeling realm. They're not quite as...shall we say 'fanatical'...about their subject matter as their normal counterparts, and are far more creative than most other modelers from any other species of modeling. For the most part, hot rodders are everyday guys who have come to the realization that they will never be able to afford a 'chopped and lowered Custom '49 Merc, with blower and Nitrous and slicks and JATO assist. Hot rodders will take an average car model, and start

cutting...and pretty soon it's an entirely different model...Hot Rodders will mix custom paint, buy aftermarket tires and wheels, and run 1/24 scale plug wires...Hot rodders don't care about scale, 1/24 and 1/25 scale go hand in hand, there ain't no difference.

The High Society car modelers, if there is such a thing, are the open wheel and exotic car modelers...these are the guys that only build Ferraris, Formula One cars, and the exotics... "This Caterham 7 took me nearly 4 years to build, and I replaced every nut and bolt in the kit with custom machined fasteners I turned on a lathe myself and the paint came from the factory special order. Ok Nigel, how's about hopping into your little gem and driving it off a short pier? High Society car modelers typically stay up until 4am to watch the Grand Prix of Japan, 150 laps of the same driver leading the entire race and some retired British formula one driver mispronouncing "Aluminum". That reminds me...a bonnet is something a woman wears on her head, ok??? The thing that covers the engine is called a 'hood'. Anyway...Car modellers do, however, possess skills that are often beyond their plastic brethren...for good car modelers have learned the ancient art of Hi-Gloss Paint. Mirror deep finishes, no imperfections,. "Ya'all ain't gonna believe this, I was with the missus the other day at the mall, and she went into that there Victoria's Secret place, with all the fancy knickers. Well, the missus bought this little night-gown thing, and ya know, she wore it to bed last night. I'll be durned if it wasn't the softest cloth you ever done seen. Here, look at how it buffed out the paint on my Rousch-Viagra-Pfizer-Rubbermaid-Trojan-Sharpie Ford Taurus...

(adapted from an IPMSUSA site)



OH NO I've painted my aircraft camouflage so well I can't find it on my building board.

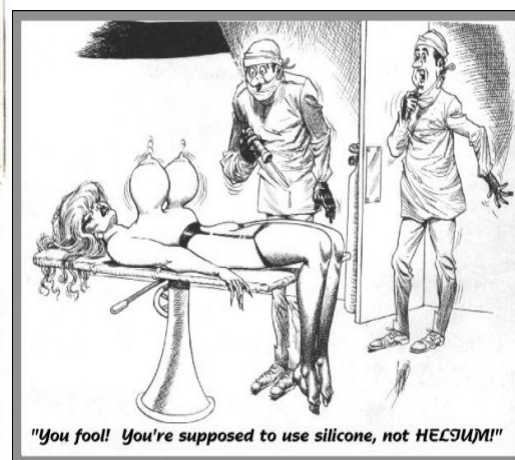
Milton Keynes (Modelkraft 2006)

Well here we are again at Modelkraft 2006 with another good display of models, but what a cold place the hall was this year.

Our Club Stand.



Bit of a Giggle...



science quiz School

Q: Name the four seasons.

A: Salt, pepper, mustard and vinegar.

Q: Explain one of the processes by which water can be made safe to drink.

A: Flirtation makes water safe to drink because it removes large pollutants like grit, sand, dead sheep and canoeists.

Q: How is dew formed?

A: The sun shines down on the leaves and makes them perspire.

Q: How can you delay milk turning sour?

A: Keep it in the cow.

Q: What causes the tides in the oceans?

A: The tides are a fight between the Earth and the Moon. All water tends to flow towards the moon, because there is no water on the moon, and nature hates a vacuum. I forget where the sun joins in this fight.

Q: What are steroids?

A: Things for keeping carpets still on the stairs.

Q: What happens to your body as you age?

A: When you get old, so do your bowels and you get intercontinental.

Q: What happens to a boy when he reaches puberty?

A: He says good-bye to his boyhood and looks forward to his adultery.

Q: Name a major disease associated with cigarettes.

A: Premature death.

Q: What is artificial insemination?

A: When the farmer does it to the bull instead of the cow.

Q: How are the main parts of the body categorized? (for example, abdomen.)

A: The body is consisted into three parts - the brainium, the borax and the abdominal cavity. The brainium contains the brain; the borax contains the heart and lungs, and the abdominal cavity contains the five bowels, A, E, I, O, and U.

Q: What is the fibula?

A: A small lie

Q: What does "varicose" mean?

A: Nearby

Q: Give the meaning of the term "Caesarean Section"

A: The Caesarean Section is a district in Rome.

Q: What does the word "benign" mean? (I just love this one)

A: Benign is what you will be after you be eight.

Peters Prattling

Next month – March 2006

Will be the last round of the competition for this season.

Forthcoming Shows in 2006

Shows with **highlight** have been booked for us to attend.

12 th March (Sunday)	North Somerset Model Show. The Winter Gardens, Weston-Super-Mare. 10:00 to 5:00. Adults £2, Concessions £1.50 & Children £1.
18 th & 19 th March (Saturday and Sunday)	Southern Expo – we are definitely booked in for this one.
March 25 th (Saturday)	MODELSPORT 2006. The Holiday Inn St Quentin's Gate Telford Shropshire. The only Motor sport model show in the UK hundreds of superb competition cars and motorcycles on display plus specialist traders doors open at 10.00 am to 1700pm. For further details contact Gary Constable at gary@gconstable8.wanadoo.co.uk
23 rd April (Sunday)	East Midland Model Show. The Leisure Centre, Hinkley, Leicestershire. 10:00 to 4:00. Adults £3 & Children and OAPs £2.50.
29 th April (Saturday)	Poole Vikings Model Club (IPMS Dorset). Parkstone Grammar School, Sopers Lane, Poole, Dorset. BH17 7EP. 10.30 am to 4.00 pm
29 th & 30 th April (Saturday and Sunday)	Scottish National Scale Model Show. The Dewers Centre, Glover Street, Perth. 10.00am to 5.00pm. Willie Wood 01259 722428 secretary@scotsnats.org.uk
20 th May (Saturday)	Southdowns show at Lancing, West Sussex – I've requested space for this show.
27 th & 28 th May (Saturday and Sunday)	Welsh National Model Show. Held at the Meas Artro Heritage Museum, Llanbedr, Gwynedd, LL45 2PZ. Contact Malcolm Green for details on 01341 241467
20 th August (Sunday)	IPMS Avon. Yate Leisure Centre.
18 th & 19 th November (Saturday and Sunday)	Scale Modelworld – IPMS Nationals – Please note this is November not October as originally put in last months Sticky Fingers.

Scale ModelWorld - URGENT

To book space for Scale ModelWorld this year I need to complete the branch return. For some reason they want to know all the IPMS members who are part of the club and their IPMS number. If you are a member of IPMS please can you let me know and also what your membership number is. I need to return the form fairly quickly to ensure that we are booked into the show.

IPMS Hornchurch Show

Alan has contacted the Marshalls Park School to enquire whether their hall was available for use.

Unfortunately the only date they had spare was the end of April, which doesn't really give us enough time to organise the show.

So, if you know of a hall about the same size or slightly larger than the one we used to use which could potentially do catering and supply tables please find out details of costs for booking and pass on to either myself or Alan Carr.

Failing that it seems we shall have to have a break this year and start organising early for next year.

Southern Expo

As usual could we have some volunteers on Friday 17th March evening to help setup tables and chairs for the show? Last time round the hall was ours from 6:00pm but hopefully Wally will have more information for us tonight.

Hannants News

Alan Wright confirmed a rumour that was circulating at the Milton Keynes show. Hannants in Colindale is closing down. The date Alan was given was the 8th May. It seems that the landlords (Tesco) want to develop the site for a new supermarket. There is a strong possibility that they will simply move to a new location, probably within the same area, but this is not guaranteed. So now might be a good time to stock up at Southern Expo.

Magazine News

Military Modelling

This magazine has apparently been sold on to a new publisher as the old owner Highbury” have gone under.

Model Military International

This is a new publication from the same publishers as Tamiya Model Magazine International and will follow a similar style to this and its sister Model Airplane International. The first one is due out on 6th April.

New Kits News

Following on from the Nuremburg Toy Fair here are some announcements for new kits due to appear at some point this year.

Tamiya	1/48 th	Heinkel He-162 Salamander
AFV Club	1/35 th	Centurion Mk.5 Tank
Trumpeter	1/48 th	Wellington
Hasegawa	1/48 th	Bell P-400 Airacobra
	1/48 th	TF-104 Starfighter
	1/72 nd	Ju-88 series
Academy	1/35 th	M-3 Lee
	1/48 th	CH-53 Sea Stallion
Italeri	1/35 th	Camionetta AS 42 Sahariana
	1/72 nd	Fiat CR-42
	1/72 nd	Lockheed C-130J Hercules
	1/72 nd	Lockheed Hudson
MPM	1/48 th	Heinkel He-177
Revell	1/144 th	Apache AH-64 Longbow
	1/144 th	Lockheed Super Constellation L-1049G
	1/72 nd	Focke Wulf FW 200 C-8 Condor & Hs 293
	1/72 nd	Transall
	1/48 th	Eurofighter Typhoon-single seater
	1/48 th	Ryan Spirit of St Louis

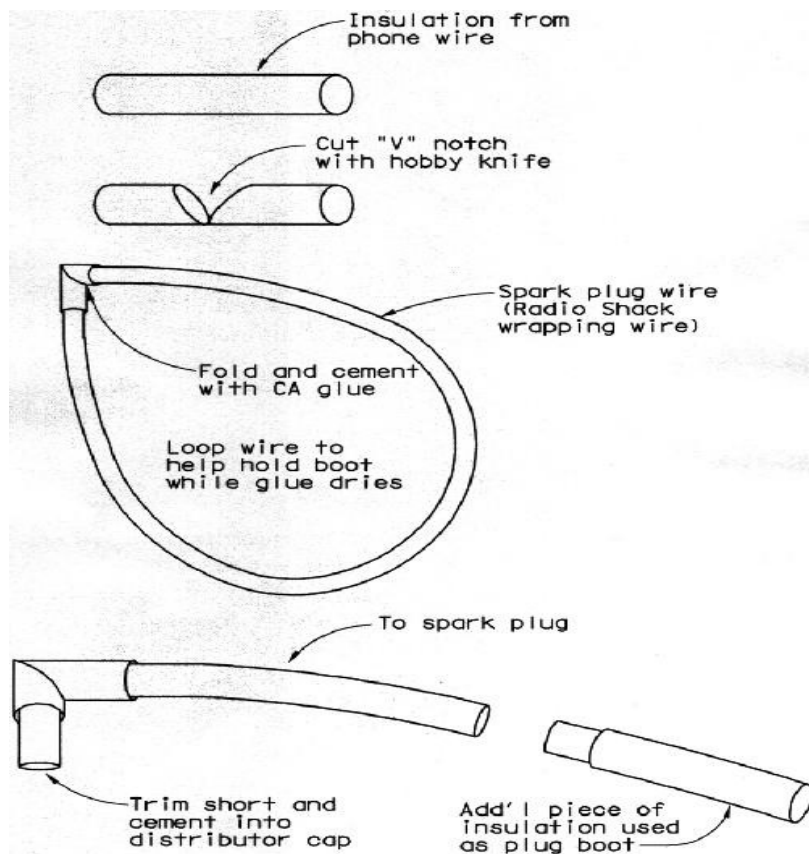
And We Thought We Had a Lot of Kits!

Someone in America has left his club members with the headache of disposing of 10,000 plus kits, including over 400 1/48th Phantoms.



Peter

Making Spark Plug Boots.



Januarys Competition Results & Pictures.

1/72nd Scale or less.



1st John Bennett.



2nd Alan Wright.

Larger than 1/72nd.



Joint 1st Robin Bellamy.



Ted Taylor.

Military Vehicles.



1st Mick Ellis.



2nd Danny Alvisse.



3rd Peter Bagshaw.




4th Mick Ellis.

Miscellaneous.



1st Ian Brown.



2nd Ian Brown.



3rd Danny Alvisse.

Using Squadron Clear Thermoform

This technique should only be used with adult supervision.

1. Brace a dowel (a pencil will work) upright in a bench clamp or vice. Put a small piece of modelling clay on top of the dowel and place the master (a canopy or other piece to be copied) down onto the clay so it will not fall.

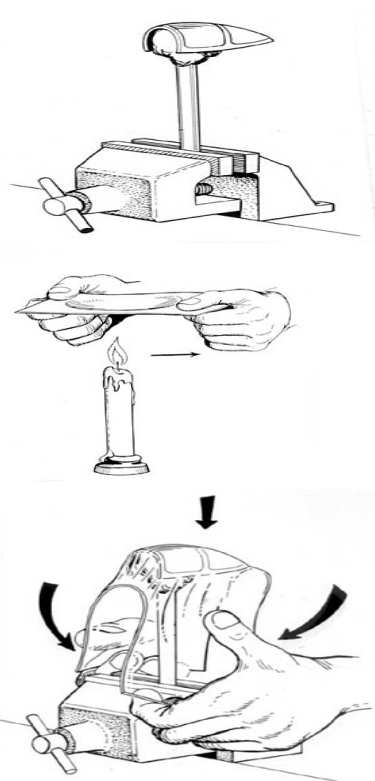
Using scissors or a hobby knife, cut a piece of Squadron Clear Thermoform large enough to cover the master and have room to hold onto.

2. Hold the piece of Clear Thermoform in both hands by the edges. Heat over a lighted candle at a distance of four to six inches (4"-6"). The Clear Thermoform will become soft and pliable, and begin to sag when heated.

3. Quickly and firmly pull the heated plastic down over the master. Hold firmly until cool - about one minute.

Using a hobby knife, carefully trim the excess plastic away from your new Clear Thermoform Canopy. Attach the canopy to your model using white glue, epoxy, or superglue. Do not use liquid glue or solvent.

Note: If your Clear Thermoform becomes dark due to candle smoke, it may be rinsed off in a solution of warm water and dish soap.



Remember next meeting march 20th 06 is the last competition night of the year.

Wally Arrowsmith Trophy (Aircraft)

1/72nd Scale or less

	Entrant	Model	Votes
1 st	John Bennett	Boeing B-777	64
2 nd	Alan Wright	BAe Sea Harrier FRS1	58

Greater than 1/72nd Scale

	Entrant	Model	Votes
1 st Equal	Robin Bellamy Ted Taylor	Messerschmitt Bf-109F-2 Vought A-7E Corsair	63

Positions after 3rd Round

	Entrant	Points
1 st	Robin Bellamy	123
2 nd	John Bennett	94
3 rd	Peter Bagshaw Ted Taylor	48
4 th	Alan Wright	23
5 th	Phil Worth	21

IPMS Hornchurch Trophy (Miscellaneous)

Military Vehicles

	Entrant	Model	Votes
1 st	Mick Ellis	Daimler Mk.1 Armoured Car	52
2 nd	Danny Alvisse	Karl Morser	50
3 rd	Peter Bagshaw	Scorpion tank	44
4 th	Mick Ellis	Pkzfw 38T	39

Miscellaneous

	Entrant	Model	Votes
1 st	Ian Brown	Benneton Ford F1	68
2 nd	Ian Brown	Queen Mary	49
3 rd	Danny Alvisse	Mounted Infantry	48

Positions after 3rd Round

	Entrant	Points
1 st	Ian Brown	140
2 nd	Danny Alvisse	105
3 rd	Mick Ellis	85
4 th	Peter Bagshaw	69
5 th	John Huston	49
	Dave Ryan	25
	Bob Ryan	10